

Accessories for pressure gauges

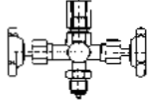
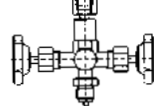
DG: H

1

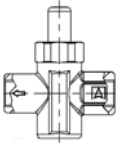
Pressure gauge dual stop valve DIN 16272 with male test connection M 20 x 1.5

Type A – female/female x male connection

Type B – loose female coupling x male connection and shaft for instrument bracket

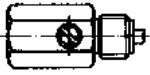
Type A	Type B	Connection	Nominal pressure	Material	PG	Type A Part no.	Price €	Type B Part no.	Price €
		G½	PN 250	Brass	2	63111		63115	
		G½	PN 400	Steel	3	63112		63116	
		G½	PN 400	1.4571	3	63113		63117	
Extra charge oil-free and grease-free (only for brass and stainless steel)					-	63114		63118	

Pressure gauge push-button stop cock female x female – DVGW- and SVGW-tested/CE-0085AQ0985

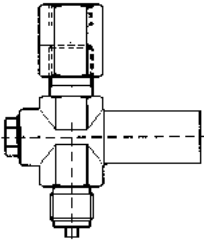
	Connection	Nominal pressure	Material	PG	Part no.	Price €
	Rp ½, EN 10226	MOP 5	Brass, nickel-plated	2	63031	
	Rp ¼, EN 10226	MOP 5	Brass, nickel-plated	2	63191	
	¼-18 NPT*	MOP 5	Brass, nickel-plated	2	63193	
	½-14 NPT*	MOP 5	Brass, nickel-plated	2	63235	

* Without DVGW and SVGW approval.



Damping device (pressure surge protection) female x male – adjustable

	Connection	Nominal pressure	Material	PG	Part no.	Price €
	G½	PN 400	Brass	2	63074	
	G½	PN 400	Steel	3	63075	
	G½	PN 400	316 Ti	3	63076	

Overpressure safety device G½ female/female connection x male – adjustable, vacuum-tight



	Adjustment range in bar	Material	PG	Part no.	Price €	Material	PG	Part no.	Price €
	0.4–2.5	Brass	2	63131		316 Ti	3	63139	
	2–6	Brass	2	63132		316 Ti	3	63140	
	5–25	Brass	2	63133		316 Ti	3	63141	
	20–60	Brass	2	63134		316 Ti	3	63142	
	50–250	Brass	2	63135		316 Ti	3	63143	
	240–400	Brass	2	63136		316 Ti	3	63144	
Extra charge oil-free and grease-free			-	63137		-	-	63145	
Extra charge DVGW-tested			-	63138		-	-	63146	

Siphon DIN 16282 – outlet female/female connection G½

	Type	Inlet	Material	Nominal pressure	PG	Part no.	Price €
U shape 	A*	G½B	Steel	PN 100	3	63147	
	B	Without thread, welded end 20 x 2.6 mm	Steel	PN 100	3	63148	
	A*	G½B	316 Ti	PN 100	3	63149	
Circular shape 	C*	G½B	Steel	PN 100	3	63150	
	D	Without thread, welded end 20 x 2.6 mm	Steel	PN 100	3	63151	
	C*	G½B	316 Ti	PN 100	3	63152	

* Types A and C are no longer provided for in the new DIN edition.

Siphon – standard – inlet G½

U shape	Circular shape	Type	Outlet	Material	Nominal pressure	PG	Part no.	Price €
		U	G½B	Steel	PN 25	3	63085	
		U	Female/female connection G½B	Steel	PN 25	3	63153	
		Circular	G½B	Steel	PN 25	3	63081	
		Circular	Female/female connection G½B	Steel	PN 25	3	63154	